



**A CANSTRUCTORS GUIDE
TO CANSTRUCTING
A CAN BOAT
2009**

INTRODUCTION

This booklet is a reprint of one designed and produced by the 1982/1983 Committee of the Beer Can Regatta Association Inc. to assist prospective boatbuilders, their assistants and sponsors. Rules for the events are included.

The Association is an incorporated body in its own right made up of members of the Lions clubs of Darwin which include Nightcliff, Casuarina, Palmerston and Litchfield.

The main aim of the Beer Can Regatta is to raise funds for nominated charities through a fun event uniquely Territorian in character and spirit. The drawings in this booklet are intended as a guide only, to give can-struction ideas and proven sound can-struction methods are shown. Imagination, enthusiasm and hard work are the prerogative of the builders (also known as Can-structors).

Every boat type depicted has actually been built, even the monsters. Imagination, allied with the methods shown and ordinary commonsense are the main ingredients, although perseverance and assistance can help a lot, particularly with the larger craft.

The general rules are included elsewhere in this booklet along with an outline of the type of events likely to be run. An actual program is available from the Committee each year (see the website at www.beercanregatta.org.au) and should be checked for detail before building starts. The rules have been known to be slightly bent by the scrutineers, usually in direct proportion to the effort put into construction, so long as safety is not impaired.

**THE MOST IMPORTANT RULE OF ALL
BE IN IT AND HAVE FUN, FUN, FUN.....**

GENERAL RULES – ALL ENTRIES MUST COMPLY

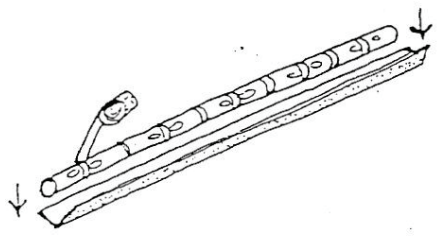
1. All craft must comply with the rules for the event in which it is entered.
2. Any design will be permitted if, in the opinion of the Committee, the craft is safe.
3. Craft may be converted to enter more than one event provided they comply with the rules for each event entered.
4. The Committee reserves the right to reject any craft displaying written or other material, which might be offensive to the public.
5. The Committee reserves the right to refuse entry in any event or events to any person or persons without giving any reasons for such refusal.
6. A tow rope no longer than the length of the craft shall be attached to the bow of each craft.
7. All crew members shall wear a suitable flotation jacket.
8. The operator and crew of a boat shall be responsible for all damage caused by the boat.
9. All craft shall assemble in the marshalling area at least 15 minutes before the announced starting time of the event.
10. No protest regarding eligibility of a craft will be considered once the race has started.
11. No protest regarding the result or running of a race will be considered unless lodged with the protest committee within 15 minutes of completion of the event.
12. At the conclusion of the Regatta, the crew and supporters shall remove all boats or parts of boats.
13. ENTRANTS ARE REMINDED THAT THERE ARE HEAVY PENALTIES FOR LITTERING.
14. All craft should appear to be made substantially from drink cans.

SOME BUILDING METHODS 1

1. Tape cans in pairs – open ends together

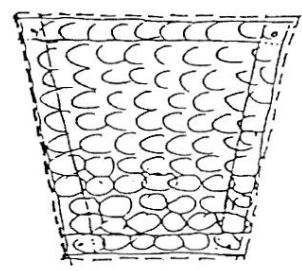


2. Many boats are best built with cans taped together in strings 1 – 2 metres long
Lay cans in a length of angle iron when taping to obtain straight strings



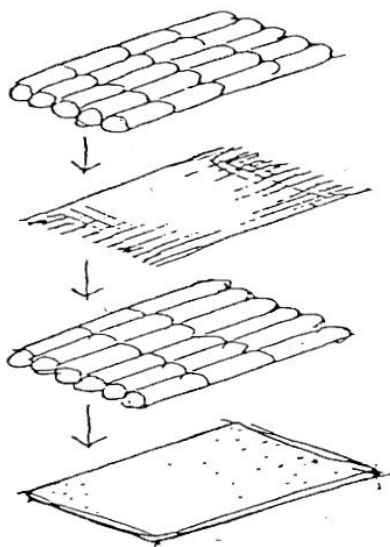
SIMPLE SYSTEM
(Not suitable for power craft)

Make a light wooden frame. Cover with chicken wire and fill with taped pairs or strings of cans. Additional strings may then be wired onto the outside for appearance.



DARWIN BEERCAN REGATTA ASSOCIATION INC

SOME BUILDING METHODS 2



1. Place next layer of cans on fibreglass while resin is wet.
2. Layer of fibreglass between layers of cans
3. Glue strings of cans to plywood with fibreglass resin
4. Plywood base becomes deck

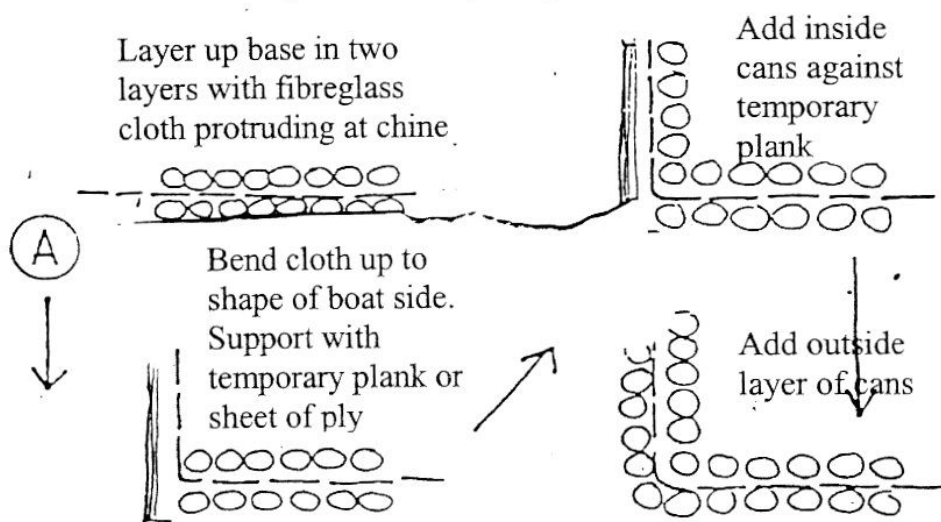
STRONG DESIGN

Suitable for power craft.

REMEMBER: The rules require outside layer of cans to be visible

THE CHINE

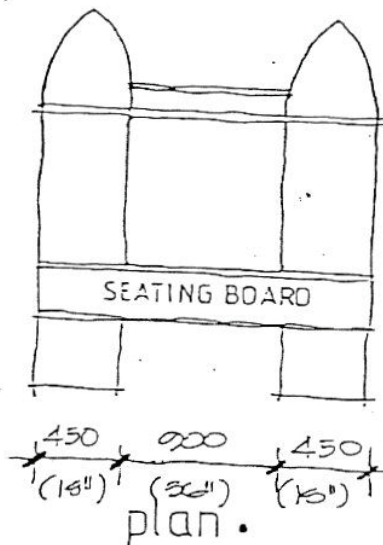
for larger and usually non powered boats



SOME BUILDING METHODS 3

CATAMARAN

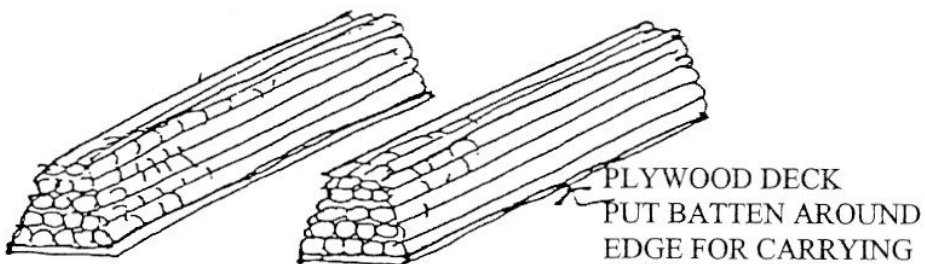
- ROW
- LOW POWER OUTBOARD



8 PERSON ROWING TEAM

3 METRES LONG OR MORE

BUILD UPSIDE DOWN



BUILDING

- STICK CANS TO PLYWOOD DECK WITH FIBREGLASS
- WIRE CANS TO PLYWOOD DECK
- MAKE WOOD FRAME, COVER WITH CHICKEN WIRE. FILL WITH SEALED CANS

THE TEN CAN-MANDMENTS

1. Thou shalt enter the event in the right spirit
2. Thou shalt build the craft of cans.
3. The craft shall float by cans alone.
4. Thou shalt not drown.
5. Thou shalt not take the name of the craft in vain. Any craft bearing signs or lettering that may be offensive will be barred.
6. Thou shalt not drift from the straight and narrow and end up at Mandorah.
7. Thou shalt not protest too much.
8. Thou shall honor thy Committee.
9. Thou shalt not commit adultery – nothing really to do with the Regatta, but it gives us an air of responsibility and respect.
10. Thou shalt go back and read the first can-mandment again.